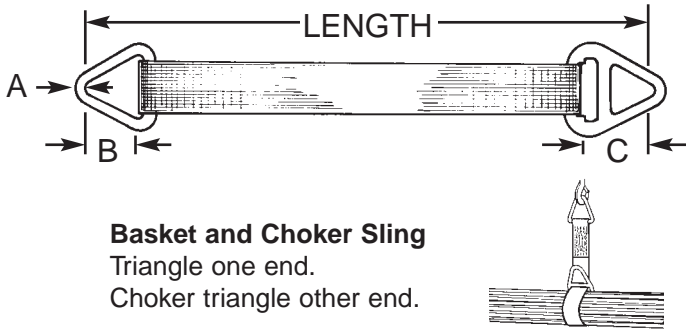




Type I: Basket and Choker Slings

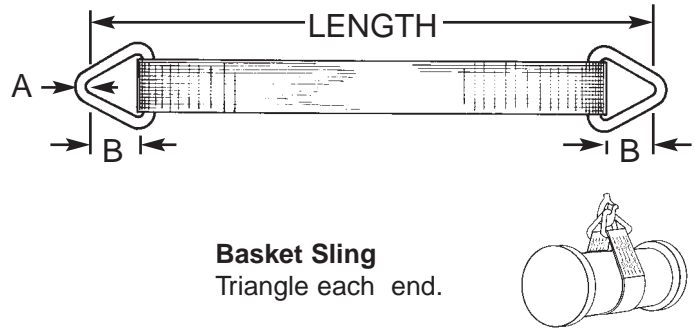
Type II: Basket Slings

Type TC or UU




Basket and Choker Sling
 Triangle one end.
 Choker triangle other end.

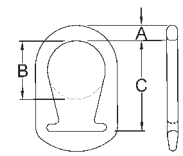
Type TT



Basket Sling
 Triangle each end.



Unilink® Dimensions



End Fittings: increase the life of web slings and may fit on smaller crane hooks better than web eyes.

Steel End Fittings: Plated, alloy steel end fittings are furnished on all slings.

Aluminum End Fittings: Forged aluminum end fittings are available for single ply slings, widths 2" - 6" at additional cost.

Unilink® End Fittings: Functions as both triangle & choker.

Note: Chart below shows order code for Type I (TC). For Type II: change TC part of order code to: TT for triangle - each end.
 Example: Type I: 2TC-Q. Type II: 2TT-Q

SLING WIDTH web width in inches	MIN. SLING LENGTH ft.	NO. OF BODY PLY	HEAVY DUTY NYLON				MEDIUM DUTY NYLON				END FITTINGS DIMENSIONS (inches)		
			RATED CAPACITY BY HITCH			ORDER CODE specify length	RATED CAPACITY BY HITCH			ORDER CODE specify length	TRIANGLE		CHOKER
			CHOKER	VERTICAL	BASKET		CHOKER	VERTICAL	BASKET		NYLON Q WEB	NYLON N WEB	
2	3	1	2500	3200	6400	2TC-Q	1900	2400	4800	2TC-N	5/8	1-3/4	5
	3	2	5000	6400	12800	D2TC-Q	3800	4800	9600	D2TC-N			
3	3	1	3800	4800	9600	3TC-Q	2900	3600	7200	3TC-N	3/4	2	6-1/4
	3	2	6900	8600	17200	D3TC-Q	5200	6500	13000	D3TC-N			
4	4	1	5000	6400	12800	4TC-Q	3800	4800	9600	4TC-N	13/16	2-3/8	7
	4	2	9200	11500	23000	D4TC-Q	6900	8600	17200	D4TC-N			
6	4	1	7700	9600	19200	6TC-Q	5800	7200	14400	6TC-N	1-1/16	3-1/8	9-1/2
	4	2	13400	16800	33600	D6TC-Q	10100	12600	25200	D6TC-N			
8	5	1	10200	12800	25600	8TC-Q	--	--	--	--	1-1/4	4	11-1/4
	5	2	17900	22400	44800	D8TC-Q	--	--	--	--			
10	5	1	12800	16000	32000	10TC-Q	--	--	--	--	1-7/16	5	12-7/8
	5	2	22400	28000	56000	D10TC-Q	--	--	--	--			
12	6	1	15400	19200	38400	12TC-Q	--	--	--	--	1-3/4	5-1/2	14-1/2
	6	2	26800	33600	67200	D12TC-Q	--	--	--	--			

Type U Unilink® Hardware Slings

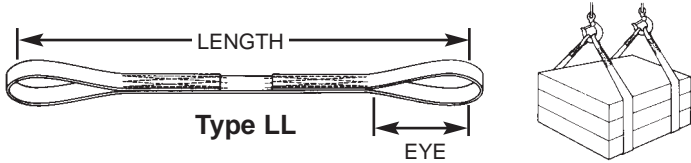
2	3	1	2500	3200	6400	2UU-Q	1900	2400	4800	2UU-N	11/16	2	3-11/16
	3	2	5000	6400	12800	D2UU-Q	3800	4800	9600	D2UU-N			
3	3	1	3800	4800	9600	3UU-Q	2900	3600	7200	3UU-N	7/8	3	5-1/16
	3	2	6900	8600	17200	D3UU-Q	5200	6500	13000	D3UU-N			
4	4	1	5000	6400	12800	4UU-Q	3800	4800	9600	4UU-N	1	4	6-3/16
	4	2	9200	11500	23000	D4UU-Q	6900	8600	17200	D4UU-N			





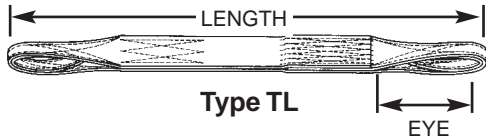
Type III: Eye and Eye Slings

An eye (or loop) at each end makes this type of sling ideal for use in a basket hitch. It can also be used in a choker hitch by passing one eye around the load and through the opposite eye. On multi-ply slings, the bodies are stitched full length.



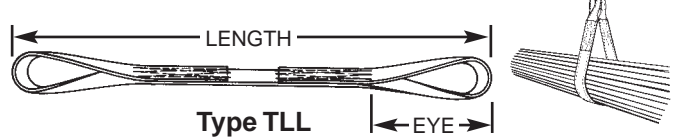
Eye and Eye Slings with Tapered Eyes

Tapered eyes permit the use of wide slings on small crane hooks. Eye lengths other than the standards listed here are available. Please specify.



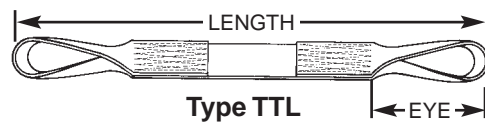
Type IV: Turned Eye Slings

On slings with turned eye construction, the eye openings are on the same plane as the flat webbing. This design better adapts turned eye type slings for choker hitch use.



Turned Eye Slings with Tapered Eyes

Tapered eyes permit the use of wide slings on small crane hooks. Turned eye slings with tapered eyes are well adapted for both basket and choker hitches.



Order Codes

Chart below shows order code for Type III only. For change to Type IV change LL to TLL and change TL to TTL. Example: 2LL-Q to 2TLL-Q.

Tapering

As a standard practice, the eyes of Types III and IV slings are tapered to accommodate a crane hook on slings that are 3" and wider. Untapered eyes are available upon request.

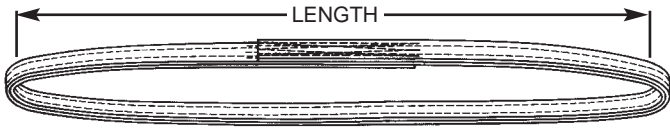
SLING WIDTH (in.)	EYE LENGTH TYPE (in.)		MIN. SLING LENGTH (ft.)	NO. OF BODY PLY	HEAVY DUTY NYLON				MEDIUM DUTY NYLON			
					RATED CAPACITY (lbs.) BY HITCH			ORDER CODE specify length	RATED CAPACITY (lbs.) BY HITCH			ORDER CODE specify length
					CHOKER	VERTICAL	BASKET		CHOKER	VERTICAL	BASKET	
1	8	9	3	1	1250	1600	3200	1LL-Q	950	1200	2400	1LL-N
	8	9	3	2	2500	3200	6400	D1LL-Q	1900	2400	4800	D1LL-N
	8	9	3	4	4000	5000	10000	Q1LL-Q	3400	4200	8400	Q1LL-N
2	8	12	4	1	2500	3200	6400	2LL-Q	1900	2400	4800	2LL-N
	8	12	3	2	5000	6400	12800	D2LL-Q	3800	4800	6900	D2LL-N
	8	12	3	4	8000	10000	20000	Q2LL-Q	6400	8000	16000	Q2LL-N
3	9	12	4	1	3800	4800	9600	3TL-Q	2900	3600	7200	3TL-N
	9	12	3	2	6900	8600	17200	D3TL-Q	5200	6500	13000	D3TL-N
	10	16	5	4	11900	14900	29800	Q3TL-Q	9600	12000	24000	Q3TL-N
4	10	16	4	1	5000	6400	12800	4TL-Q	3800	4800	9600	4TL-N
	10	16	4	2	9200	11500	23000	D4TL-Q	6900	8600	17200	D4TL-N
	12	18	5	4	15800	19800	39600	Q4TL-Q	12800	16000	32000	Q4TL-N
6	14	20	5	1	7700	9600	19200	6TL-Q	5800	7200	14400	6TL-N
	14	20	6	2	13000	16300	32600	D6TL-Q	9800	12200	24400	D6TL-N
	18	24	6	4	23800	29800	59600	Q6TL-Q	18800	23500	47000	Q6TL-N
8	18	24	6	1	10200	12800	25600	8TL-Q	--	--	--	--
	18	24	6	2	13000	16300	32600	D8TL-Q	--	--	--	--
	22	28	7	4	31700	39700	79400	Q8TL-Q	--	--	--	--
10	22	28	8	1	12800	16000	32000	10TL-Q	--	--	--	--
	22	28	7	2	17900	22400	44800	D10TL-Q	--	--	--	--
	26	32	8	4	39600	49600	99200	Q10TL-Q	--	--	--	--
12	26	32	8	1	15400	19200	38400	12TL-Q	--	--	--	--
	26	32	8	2	21500	26900	53800	D12TL-Q	--	--	--	--
	30	36	8	4	47600	59500	119000	Q12TL-Q	--	--	--	--

TYPE V: Endless Slings



Endless Type Slings

Endless type slings are one of the **most versatile** and widely used type because of their adaptability to numerous applications. They can be utilized in a choker, vertical or basket hitch. Sling life is prolonged because of rotation of the wear surfaces

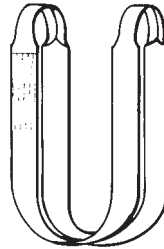


Type EE

NOTE: Sling length is measured from bearing point to bearing point.

Tapered Endless Sling

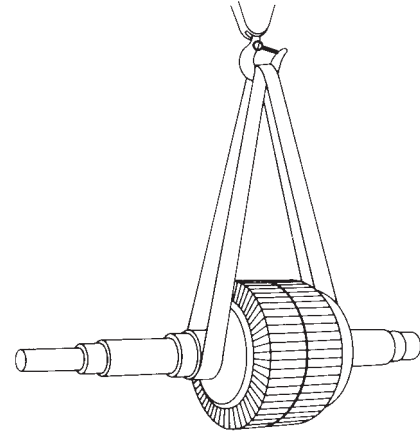
Two tapered points at opposite ends of the sling allow the use of wide slings on small crane hook. However, the rotational feature of the sling is lost. Tapered points for 1 & 2 ply slings only. Tapered points will be 1/3 sling width on medium duty and 1/2 sling width on heavy duty.








Type ET

CAUTION:

Rated loads for Type V Slings are based on untapered slings. Bunching which occurs when used with shackles, hooks or other applications will reduce the rated load. Consult manufacturer.



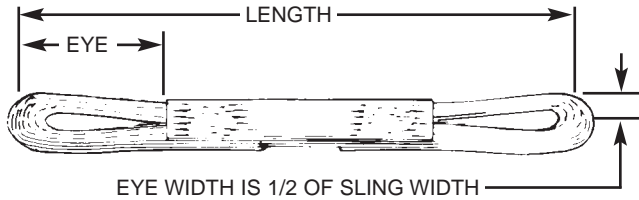
Note: Chart below shows order code for Type EE endless only. For change to tapered endless sling change EE to ET in order code. Example 2EE-Q to 2ET-Q

SLING WIDTH (in.)	MIN. SLING LENGTH (ft.)	NO. OF BODY PLY	HEAVY DUTY NYLON				MEDIUM DUTY NYLON			
			RATED CAPACITY (lbs.) BY HITCH			ORDER CODE specify length	RATED CAPACITY (lbs.) BY HITCH			ORDER CODE specify length
			 CHOKER	 VERTICAL	 BASKET		NYLON Q WEB	 CHOKER	 VERTICAL	
1	3	1	2500	3200	6400	1EE-Q	1900	2400	4800	1EE-N
	3	2	4900	6200	12400	D1EE-Q	3800	4800	9600	D1EE-N
	3	3	6400	8000	16000	T1EE-Q	4900	6200	12400	T1EE-N
2	3	1	5000	6400	12800	2EE-Q	3800	4800	9600	2EE-N
	3	2	9800	12200	24400	D2EE-Q	7700	9600	19200	D2EE-N
	3	3	12800	16000	32000	T2EE-Q	10000	12500	25000	T2EE-N
3	3	1	6900	8600	17200	3EE-Q	5200	6500	13000	3EE-N
	3	2	13000	16300	32600	D3EE-Q	9400	11700	23400	D3EE-N
	3	3	17200	21500	43000	T3EE-Q	13000	16300	32600	T3EE-N
4	3	1	9200	11500	23000	4EE-Q	6900	8600	17200	4EE-N
	3	2	16500	20700	41400	D4EE-Q	12400	15500	31000	D4EE-N
	3	3	23000	28700	57400	T4EE-Q	16400	20600	41200	T4EE-N
6	3	1	13000	16300	32600	6EE-Q	9800	12200	24400	6EE-N
	3	2	23000	28600	57200	D6EE-Q	18000	22500	45000	D6EE-N
	5	3	32500	40700	81400	T6EE-Q	23400	29300	58600	T6EE-N
8	4	1	15400	19200	38400	8EE-Q	--	--	--	--
	4	2	24500	30700	61400	D8EE-Q	--	--	--	--
	5	3	36800	46000	92000	T8EE-Q	--	--	--	--
10	4	1	17900	22400	44800	10EE-Q	--	--	--	--
	4	2	26800	33600	67200	D10EE-Q	--	--	--	--
	6	3	41200	51500	103000	T10EE-Q	--	--	--	--
12	4	1	21500	26900	53800	12EE-Q	--	--	--	--
	4	2	30000	37600	75200	D12EE-Q	--	--	--	--
	6	3	47300	59200	118400	T12-E-Q	--	--	--	--

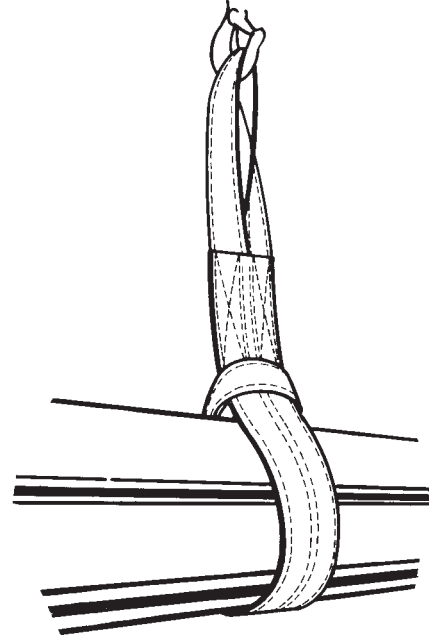


TYPE VI: Reverse Eye Slings







Reverse eye sling has a texturized nylon wear pad on both sides which protect the main body from load abrasion, as well as adding significantly to sling life. Both eyes are open at 90° to sling body for ease of rigging. Reverse eyes can be used in basket or choker hitches. Eye lengths other than the standards listed are available. Please specify.



TYPE RE
Reverse eye sling



Note: On Reverse Eye slings only, the eye width can be tapered to 1/4 of the sling width. This applies to 1 and 2 ply slings 4" in width or wider. For tapered eyes, add T to the order code. Example: 6RE-N to 6TRE-N.
For Flat Eye Slings: change RE to FF in order code. Example: 4RE-Q becomes 4FF-Q

SLING WIDTH (in.)	EYE LENGTH (in.) RE	MIN. SLING LENGTH (ft.)	NO. OF BODY PLY	HEAVY DUTY NYLON				MEDIUM DUTY NYLON			
				RATED CAPACITY (lbs.)			ORDER CODE specify length	RATED CAPACITY (lbs.)			ORDER CODE specify length
							REVERSE EYE				REVERSE EYE
							NYLON Q WEB				NYLON N WEB
2	9	4	1	3600	4500	9000	2RE-Q	2900	3600	7200	2RE-N
	11	4	2	5200	6500	13000	D2RE-Q	4200	5200	10400	D2RE-N
4	12	4	1	6200	7700	15400	4RE-Q	5400	6800	13600	4RE-N
	14	4	2	10400	13000	26000	D4RE-Q	8400	10500	21000	D4RE-N
	16	5	3	13100	16400	32800	T4RE-Q	11200	14000	28000	T4RE-N
6	15	5	1	8800	11000	22000	6RE-Q	6400	8000	16000	6RE-N
	15	5	2	16000	20000	40000	D6RE-Q	11500	14400	28800	D6RE-N
	18	6	3	20400	25500	51000	T6RE-Q	16000	20000	40000	T6RE-N

Leather wear pads (instead of textured nylon) are available. See accessories on page 18.



The Caldwell Group • 800-628-4263 Fax 815-229-5686

Slings & Tie-Downs
Catalog CA-5