

WireCrafters®



Physical Barriers



DEA Approved Storage Area



Tool Crib



Cylinder Storage Cabinet


Woven Wire Partitions



Rack Enclosure with Sliding Gate



Pallet Rack Backing



Mezzanine Handrails



Storage Locker

Panels and Posts

The System

Style 840 panels install horizontally, between tubular posts. The panels are four or five feet tall, and are stocked in lengths of one to ten feet. Two or more panels are stacked to reach full partition height. Posts are stocked in 8'5" and 10'5" lengths, and are available for any height partition, up to 40'. All assembly hardware, including floor anchors, is supplied.

Totally Modular

Unlike traditional wire partitions, WireCrafters' wall and ceiling panels are interchangeable. This feature simplifies relocation and layout changes.

Strength and Security

WireCrafters' partitions are built with durable 3/8" hardware. Once installed, the hardware is not accessible from the exterior. Furthermore, the panel's all welded construction, combined with the post's welded on base plates, provide strength and security unequalled in the industry.

Quick Delivery

WireCrafters stocks all standard parts and can ship within 48 hours of receiving your order.

Style 840 Woven Wire Panels

4 Ft. High

Part No.	Width x Height	Weight (lbs.)
104	10'-0" x 4'-0"	63
94	9'-0" x 4'-0"	58
84	8'-0" x 4'-0"	53
74	7'-0" x 4'-0"	46
64	6'-0" x 4'-0"	41
54	5'-0" x 4'-0"	36
44	4'-0" x 4'-0"	31
34	3'-0" x 4'-0"	23
24	2'-0" x 4'-0"	18
14	1'-0" x 4'-0"	13

5 Ft. High


105	10'-0" x 5'-0"	74
95	9'-0" x 5'-0"	68
85	8'-0" x 5'-0"	63
75	7'-0" x 5'-0"	54
65	6'-0" x 5'-0"	48
55	5'-0" x 5'-0"	42
45	4'-0" x 5'-0"	36
35	3'-0" x 5'-0"	27
25	2'-0" x 5'-0"	22
15	1'-0" x 5'-0"	16

Stock Size Post

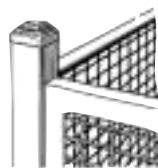
Part No.	Type	Height	Weight
RP-8	Run	8'-5-1/4"	20
CP-8/TP-8	Corner/Tee	8'-5-1/4"	21
RP-10	Run	10'-5-1/4"	23
CP-10/TP-10	Corner/Tee	10'-5-1/4"	24

Note: Standard partition has 3-1/4" sweep space and a 2" post projection above panels. Flush to floor and/or taller partitions available.

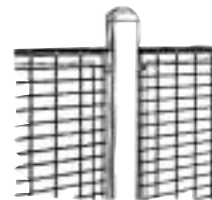
TYPICAL POST PANEL CONNECTION



Base Plate detail



Corner Post outside view

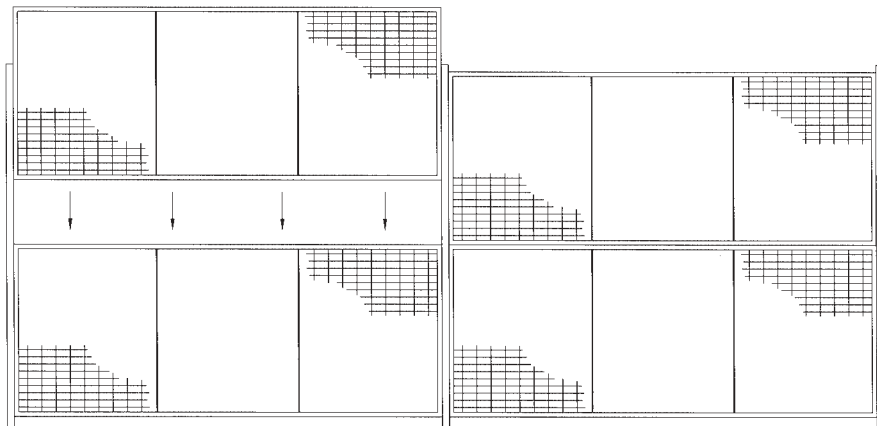


Run Post inside view



Tee Post inside view

PARTITION



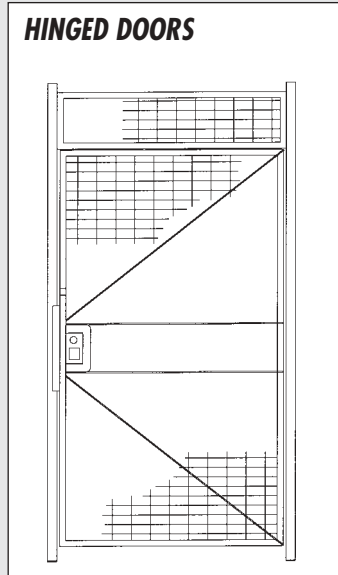
Two or more panels stack to reach full partition height of 8'5" or 10'5".
Flush to floor and taller partitions available as an option.

WireC

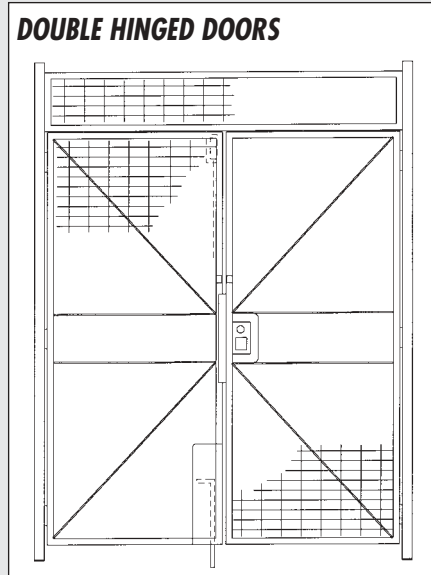
Ship-It-Quick!

48-Hour Shipping on stock panels.

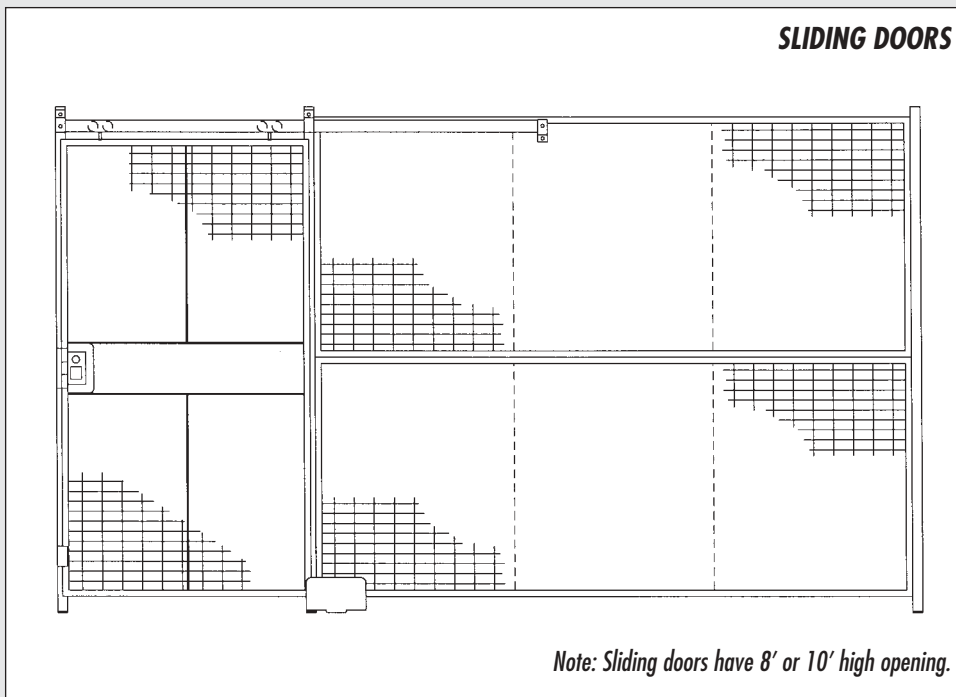
Doors



HINGED DOORS



DOUBLE HINGED DOORS



SLIDING DOORS

Note: Sliding doors have 8' or 10' high opening.

Hinged Doors

- 3' or 4' wide by 7' 3-1/4" high opening
- Padlock lug standard, cylinder locks optional
- Transom sized to match partition height
- Dutch style with center shelf available
- Universal construction, no need to specify left or right hand, inside or outside swing

Double Hinged Doors

- 6' or 8' wide by 7' 3-1/4" high opening
- Padlock lug standard, cylinder locks optional
- Transom sized to match partition height
- Inactive leaf fitted with cane bolt at base and chain bolt at top

Sliding Doors

- 3', 4', 5', 6', 8' or 10' wide by 8' 0-1/4" high or 10' 0-1/4" high opening
- Universal construction, no need to specify left or right hand, inside or outside
- Padlock lug standard, cylinder lock optional
- Includes two door posts, 16 gauge track, one pair 4 wheel trolley trucks, and all hardware

Special Doors (not shown)

- Tunnel doors, slide on the floor to provide unobstructed overhead opening
- Slide-up gates, counter balanced or mechanically operated
- Service windows, lockable pass through windows with fixed shelf
- Large doors, hinged or sliding, built with tubular frame for strength and durability

Style 840 Woven Wire Doors

Hinged Doors

Part No.	Opening		Transom	Weight
	Width	Height	Height	
HD-37-8	3'-0"	7'-3 1/4"	1'-0"	115
HD-47-8	4'-0"	7'-3 1/4"	1'-0"	128
HD-37-10	3'-0"	7'-3 1/4"	3'-0"	132
HD-47-10	4'-0"	7'-3 1/4"	3'-0"	149

Sliding Doors

SD-38-8	3'-0"	8'-0 1/4"	Track (3")	136
SD-48-8	4'-0"	8'-0 1/4"	Track	149
SD-58-8	5'-0"	8'-0 1/4"	Track	159
SD-68-8	6'-0"	8'-0 1/4"	Track	219
SD-88-8	8'-0"	8'-0 1/4"	Track	255
SD-108-8	10'-0"	8'-0 1/4"	Track	315
SD-410-10	4'-0"	10'-0 1/4"	Track	185
SD-510-10	5'-0"	10'-0 1/4"	Track	204
SD-610-10	6'-0"	10'-0 1/4"	Track	262
SD-810-10	8'-0"	10'-0 1/4"	Track	307
SD-1010-10	10'-0"	10'-0 1/4"	Track	375

Note: All doors are universal, there is no need to specify left hand, right hand, inside or outside.

rafters

Three factory-owned stocking warehouses
in Kentucky, Pennsylvania, and Nevada!

Style 840 Specifications

Panels

Panels are constructed of 10 gauge (.135) steel wire, woven into 2" x 1" rectangular mesh and securely welded to a 1-1/4" x 1-1/4" x 1/8" steel angle frame. Frames have 7/8" x 7/16" slotted holes for mounting to posts and adjacent panels. Panels three to six feet wide have one 1/4" x 3/4" stiffener welded to the frame. Wider panels have two stiffeners.

Posts

Posts are made of 2" x 2" x 14 gauge (.083) steel tubing. Base plates, of 2" x 7" x 1/4" steel flat with two 7/16" round holes for floor anchoring, are welded to each. A decorative cap is tack welded to the top. Posts are drilled with 1/2" holes to accept hardware for mounting panels and doors. Hole spacing is set to leave a 3-1/4" sweep space below the panels. Posts have a 2" projection above the panels.

Doors

Doors are constructed of 10 gauge (.135) steel wire, woven into 2" x 1" rectangular mesh and

securely welded 1-1/4" x 1-1/4" x 3/16" steel angle frame. Stiffeners, two horizontal and one vertical, of 1/4" x 3/4" steel flat are securely welded to the frame behind the mesh. Two gate posts, hardware, and padlock lugs are supplied with each door. Cylinder locks are available.

Hardware

All erection hardware is supplied. Panel mounting hardware is 3/8" standard thread grade two plated fasteners. Floor anchors are 3/8" wedge type.

Finish

Nonplated parts receive one coat of gray acrylic enamel. Touch up paint is included with each order.

Options

Partitions made to your exact specifications, using any size mesh, are available. If solid partitions are desired, the mesh may be replaced with 16 gauge sheet metal. Solid clear view panels made with a clear polycarbonate material such as Lexan® are also available.

CALL TODAY FOR FREE PRODUCT LITERATURE!

WireCrafters woven wire partitions have hundreds of applications! For more product information, request any or all of our brochures.

800/626-1816
CALL TODAY!


WireCrafters, LLC
6208 Strawberry Lane
Louisville, KY 40214
800/626-1816
502/363-6691
502/361-3857 FAX
www.wirecrafters.com



Wire Partition Product Overview



Mezzanine Railing



Physical Barriers



Storage Lockers



DEA Storage



Rack Enclosures



Wire Partition Locks



Secured Storage

WireCrafters®